



GOVERNMENT OF THE DISTRICT OF COLUMBIA
OFFICE OF THE CHIEF MEDICAL EXAMINER

401 E Street, SW – 6th Floor
Washington, DC 20024



Opioid-related Fatal Overdoses: January 1, 2017 to May 31, 2022

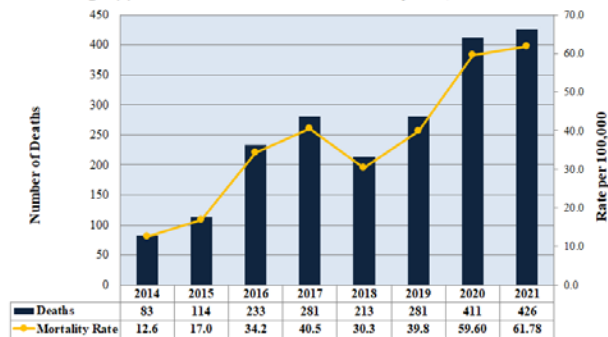
Report Date: August 18, 2022

The DC Office of the Chief Medical Examiner (OCME) investigated a total of **1779¹** deaths due to the use of opioids from January 1, 2017 through May 31, 2022. This report examines the presence of opioids (*heroin, fentanyl, fentanyl analogs, morphine, prescription opioids and the general category of opiates*) in deaths observed at the OCME.

Trends in Deaths due to Opioid Use

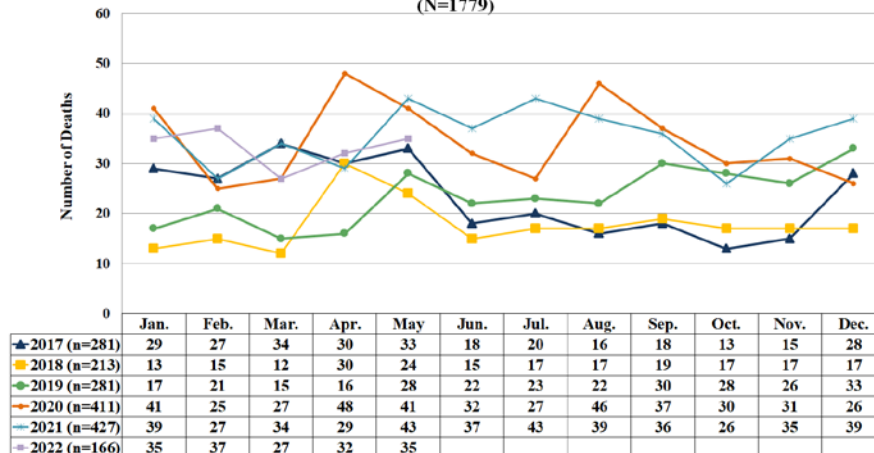
Similarly to the rest of the country, the number of fatal opioid overdoses in the District increased between 2014 and 2017 (Fig.1(a)). Despite observing a decrease in fatal opioid overdoses in 2018, the number of opioid overdoses increased by 32% (n=281) in 2019. On average, there were 17 opioid overdoses per month in 2018 and 23 opioid overdoses per month in 2019. This trend of increasing opioid overdoses continued into 2020 and 2021, which saw averages of 34 and 36 opioid overdoses per month, respectively. **There has been a total of 166 opioid overdoses in 2022 year to date.**

Fig. 1(a) Number and Rate of OCME Cases by Year, 2014-2021



*Due to the pending population size for 2021, 2020 data was used to calculate mortality rate: <https://www.census.gov/quickfacts/fact/table/DC>

Fig. 1(b): Number of Drug Overdoses due to Opioid Use by Month and Year (N=1779)



¹ The data presented in this report includes 19 cases with deaths due to opioid drug use where the Manner of Death was not “Accident”: 5 cases in 2014, 2 cases in 2015, 4 cases in 2016, 5 cases in 2017, 2 cases in 2018, 3 cases in 2019, and 6 cases in 2021.

Incidence of Opioids by Year

Figure 2 displays the illicit and prescription opioids identified through toxicology testing of the decedents from 2017 to May 31, 2022. In 2016, the most prevalent drug identified was heroin. However, beginning in 2017, the most prevalent drug identified is fentanyl. The most prevalent fentanyl analogs identified are furanyl fentanyl, p-fluoroisbutyryl fentanyl, acetyl fentanyl and despropionyl fentanyl.

Increase in Fentanyl/Fentanyl Analogs in Opioid Overdoses

Figure 3 highlights the increasing percentage of cases containing fentanyl or fentanyl analogs. The percentage of cases containing fentanyl or a fentanyl analog has gradually increased since 2015. In 2016, **62%** of cases involved fentanyl or a fentanyl analog. The noticeable increase in the presence of fentanyl and fentanyl analogs began in March 2016, with over half of the cases containing fentanyl. In 2020, **94%** of the cases contained fentanyl or a fentanyl analog.

Prescription Opioids

There were **306** prescription opioids found in the opioid overdoses between January 2017 and May 31, 2022 (Fig. 4). The number of prescription opioids identified in fatal opioid overdoses decreased significantly between 2017 (n=89) and 2018 (n=40). However, the number of prescription opioids identified in fatal opioid deaths increased to 63 in 2020. Figure 4 illustrates that methadone and oxycodone are currently the most prevalent prescription opioids identified.

Fig. 2: Total Number of Opioid Drugs Contributing to Drug Overdoses by Year (All Opioids)

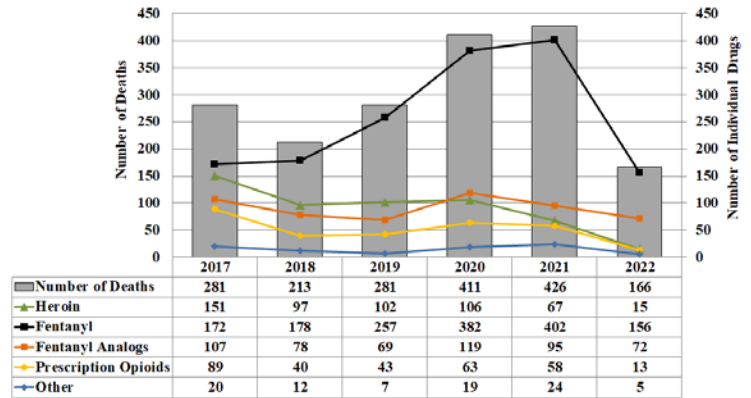


Figure 3: Percent of Overdose Deaths Involving Fentanyl 2016-2022

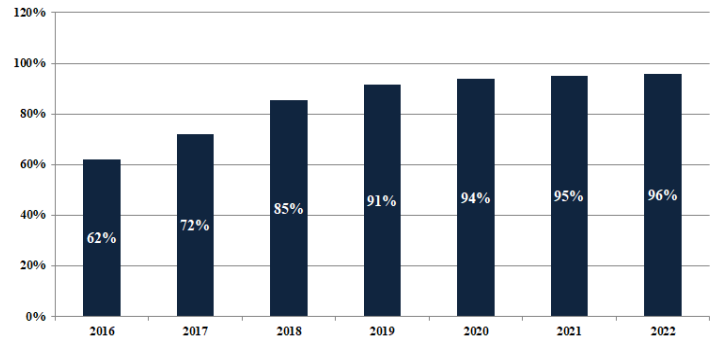
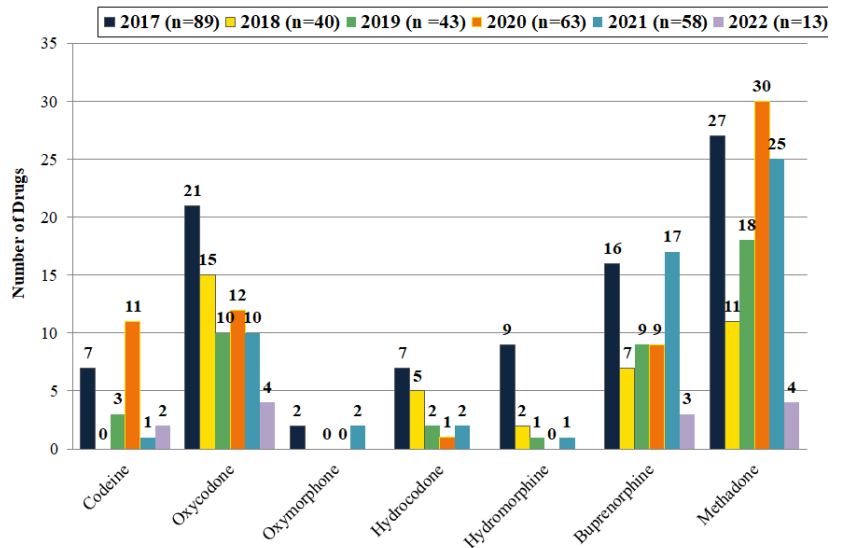


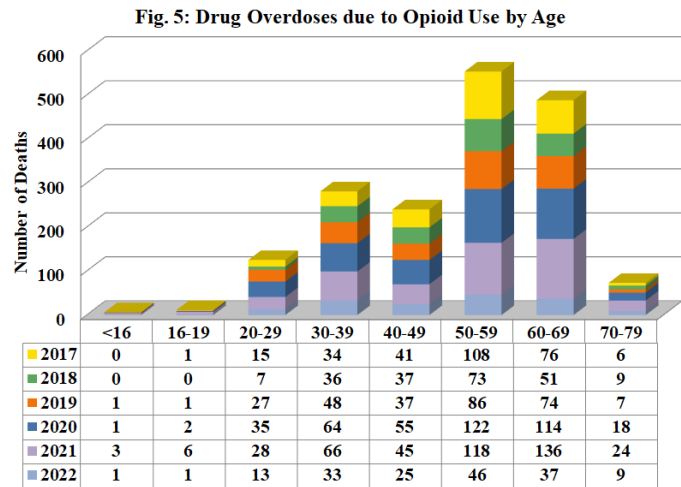
Fig. 4: Number of Prescription Opioids Contributing to Drug Overdoses by Year (n=306)



Demographics

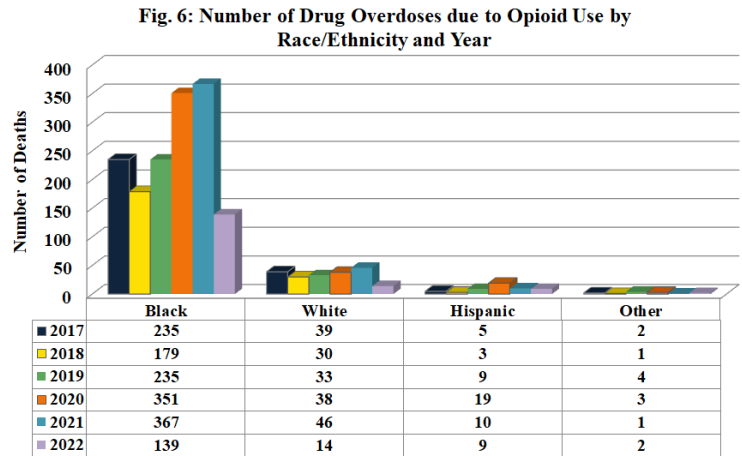
Age

Approximately **72%** of all fatal opioid overdoses occur among adults between the ages of 40-69 years old (Fig. 5). Deaths due to opioid use were most prevalent among people ages 50 to 59 (n=31%).



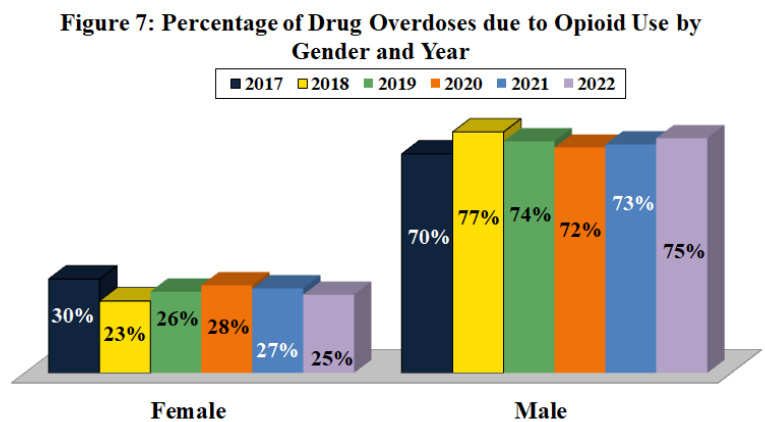
Race/Ethnicity

Overall, **1506** or **84%** of all deaths due to opioid use were among Blacks (Fig. 6). This trend remains consistent across years.



Gender

Fatal overdoses due to opioid drug use were more common among **males** (Fig. 7).



Jurisdiction of Residence

The majority of the decedents were residents of DC (Fig.8). From 2017 to May 31, 2022, opioid-related fatal overdoses were most prevalent in **Wards 5, 7 & 8** (n=818) (Fig.9). However, there are variations across years.

Fig. 8: Number of Drug Overdoses due to Opioid Use by Jurisdiction of Residence and Year

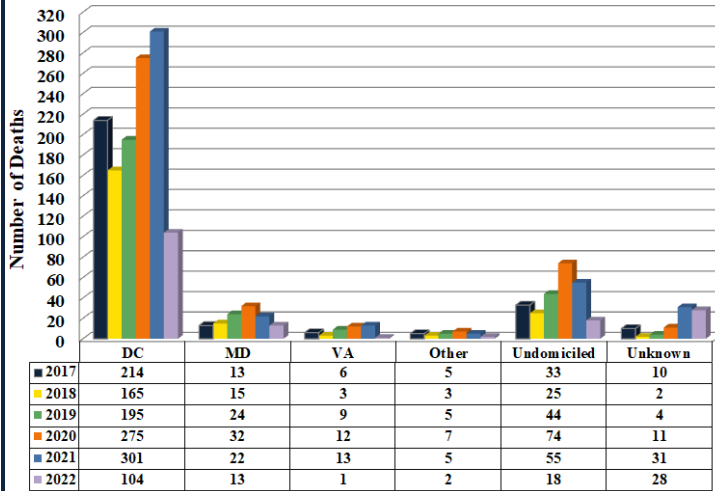


Fig. 9: Number of Drug Overdoses due to Opioid Use by Ward of Residence and Year

