



**GOVERNMENT OF THE DISTRICT OF COLUMBIA
OFFICE OF THE CHIEF MEDICAL EXAMINER**

401 E Street, SW – 6th Floor
Washington, DC 20024



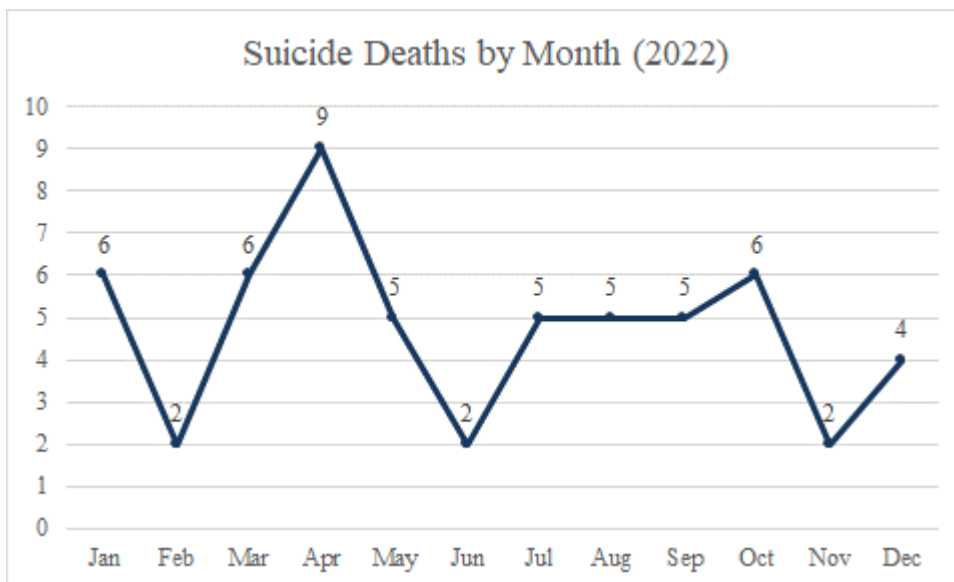
Suicide Deaths: January 1, 2022 to December 31, 2022

Report Date: January 17, 2023

The DC Office of the Chief Medical Examiner (OCME) investigated a total of **57** suicide deaths from January 1, 2022 to December 31, 2022. This report examines Manner type and demographic breakdowns.

Trends in Suicide Deaths

In 2022, April saw the largest amount of suicide deaths, followed by January, March, and October. Additionally, suicide by hanging was the most common manner type (n=21), followed by firearms (n=13).

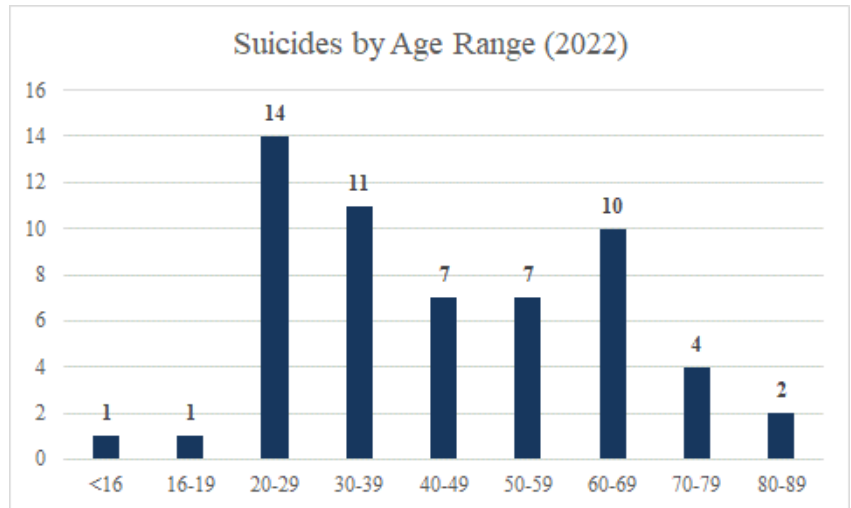


Suicide by Manner Type (2022)	
Manner Type	Count
Blunt Impact (Jump Bldg)	6
Blunt Impact (Jump Bridge)	2
Blunt Injury Due to Traffic	1
Drowning	2
Firearms	13
Hanging	21
Intoxication	4
Other	1
Poisoning	1
Sharp Force	1
Suffocation	1
Thermal Injury	4

Demographics

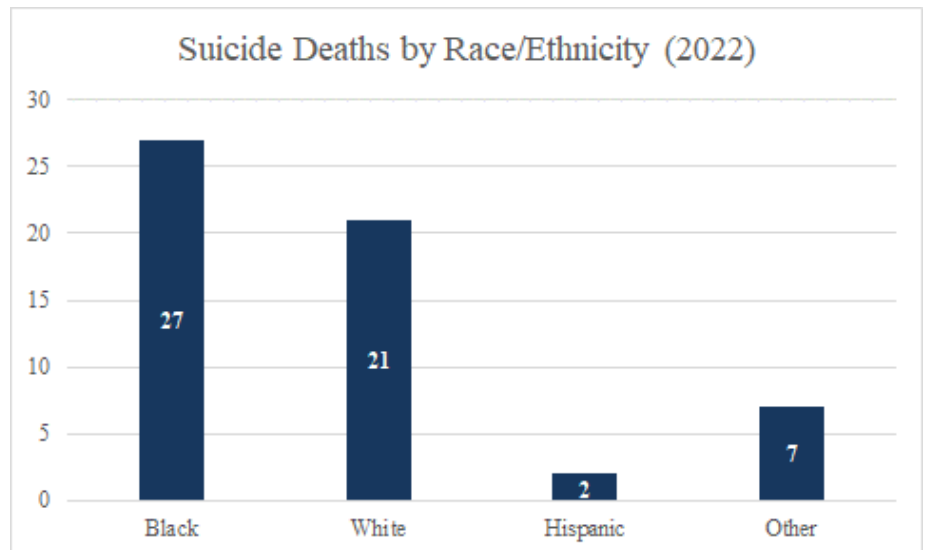
Age

In 2022, suicides were most common among 20–29 year olds (n=14), followed by 30-39 year olds (n=11). Decedents aged 20-39 comprised 44% of suicide cases in 2022.



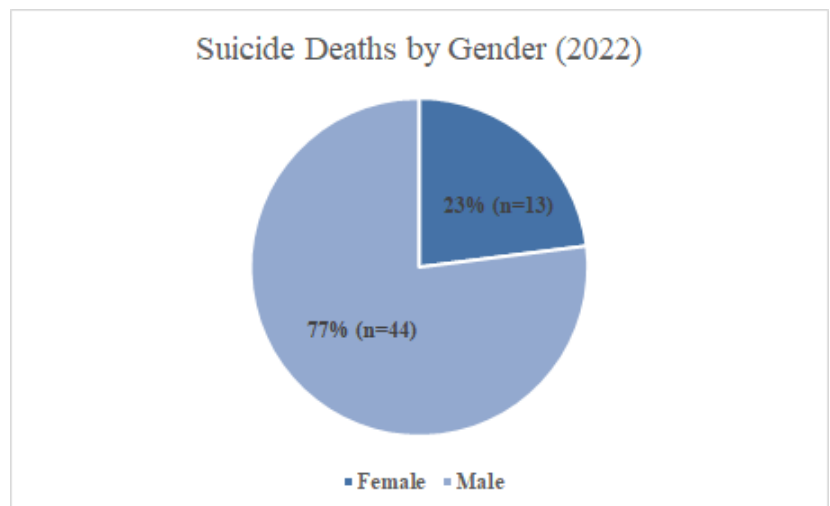
Race/Ethnicity

In 2022, 47% of suicide deaths involved Black decedents, and 37% of death involved White decedents.



Gender

77% (n=44) of suicide deaths in 2022 involved males.



Jurisdiction of Residence

The majority of decedents were residents of DC (65%). In 2022, suicide deaths were most prevalent among Ward 6 and 7 residents.

Suicides by Jurisdiction of Residence (2022)	
DC	37
Ward 1	2
Ward 2	5
Ward 3	4
Ward 4	5
Ward 5	3
Ward 6	8
Ward 7	7
Ward 8	3
MD	8
VA	2
Other	8
Unknown	2